

ASQ Online Tip Sheet: Using ASQ Online Reports to Analyze Data

There are several useful reports you can generate to review results for multiple children:

Report	Description
<i>ASQ-3 Screening Scores</i> <i>ASQ:SE-2 Screening Scores</i>	Shows results of each child's screenings, including score and cutoff score.
<i>ASQ-3 Screening Results, by Child</i> <i>ASQ:SE-2 Screening Results, by Child</i>	Lists the results of each child's screenings.
<i>Screening Status Summary</i>	Details the screening progress of children to whom you are assigned. For each child screened, the report will list all the child's screenings and show when the screening was completed, whether the screening is still in progress, or whether a screening has not yet been completed for the child.
<i>ASQ-3 Screenings Below Cutoff, by Area</i> <i>ASQ:SE-2 Screenings Above Cutoff</i>	Lists the number of children who were below cutoff for ASQ-3 and above cutoff for ASQ:SE-2.

ASQ Online Reports are available in three formats:

- **PDF (Portable Document Format):** The report will be a PDF file that you can open using Adobe Reader. You can print or save the report to your computer.
- **CSV (Comma Separated Value):** This report format is one that Microsoft Excel can open so you can manipulate the data as needed.
- **Preview Report:** The report will open in a new browser window. You can quickly review the data and change its sort order.

Use ASQ Online Reports to:

- Review and interpret **results** for multiple children assigned to you.
- Display individual child results and aggregate data.
- Generate a wide selection of reports at the individual child and classroom level.

The "Recent Reports" tab lists all reports that a user has generated within the last 2 weeks. You also have the option to include custom fields in reports.

You may choose to review the individual results for children or for your entire classroom.

To generate an ASQ Online report:

1. From the main menu select “Reports.”
2. Select the link of the report you would like to generate.
3. Enter the search criteria to narrow results. Select your classroom options.
4. Click the “Generate Report” button (left red box below), and select the option for the report you want to generate: *Download PDF*, *Download CSV*, and *Preview Report* (right red box below).

ASQ-3 Screening Results, by Child Report

Interval(s) **All**
 (To select multiple intervals, Ctrl + click [Mac: command + click])
 2 Month
 4 Month
 6 Month

Result

Concern

Language **All**

Classroom(s) **All**
 (To select multiple classrooms, Ctrl + click [Mac: command + click])
 Classroom A
 Classroom B

Include all child profile fields

Include child profile custom fields

Show only latest screening

Child **All**

Include all caregiver profile fields

Include caregiver profile custom fields

Screening date range to
 Format: yyyy-mm-dd

Generate Report [Download PDF](#) [Download CSV](#) [Preview Report](#)


ASQ-3 Screening Scores

Account: Kansas State Department of Education

Child Name	Program Name	Provider Name	Child ID	Alt. ID	Child DOB	Screening Notes	Interval (mo.)	Screening Date	Screening Entry Date	Screening Completed By	Communication	
											Score	Cutoff
Berry, Hailey	Demo Program	Wilson, Jessica	1587686		2011-06-15		60 Month	2016-10-26	2017-02-14	Berry, Halle	10.00	33.19
Bieber, Justin	Demo Program	Wilson, Jessica	1587694		2010-11-15		72 Month	2016-10-26	2017-02-14	Bieber, Justine	20.00	27.93

Quick Tip: When you preview a report, you can sort the column headers.


Following are screen captures from reports for ASQ-3 Screening Scores; ASQ:SE/ASQ:SE-2 Screening Scores; ASQ-3 Screening Results, by Program; and ASQ:SE-2 Screening Results, by Program.



ASQ-3 Screening Scores

Account: Kansas State Department of Education

Child Name	Program Name	Provider Name	Child ID	Alt. ID	Child DOB	Screening Notes	Interval (mo.)	Screening Date	Screening Entry Date	Screening Completed By	Communication		Gross Motor		Fine Motor		Problem Solving		Personal-Social		Overall Area	
											Score	Cutoff	Score	Cutoff	Score	Cutoff	Score	Cutoff	Score	Cutoff	Concern	No Concern
Berry, Hailey	Demo Program	Wilson, Jessica	1587686		2011-06-15		60 Month	2016-10-26	2017-02-14	Berry, Halle	10.00	33.19	40.00	31.28	40.00	26.54	25.00	29.99	55.00	39.07	3	7
Bieber, Justin	Demo Program	Wilson, Jessica	1587694		2010-11-15		72 Month	2016-10-26	2017-02-14	Bieber, Justine	20.00	27.93	50.00	30.68	15.00	35.39	20.00	16.71	60.00	32.53	6	4
Fields, Amy	Demo Program	Wilson, Jessica	1587682		2011-04-15		72 Month	2016-11-30	2017-02-14	Fields, Ashley	45.00	27.93	55.00	30.68	60.00	35.39	45.00	16.71	60.00	32.53	6	4
Jackson, Janet	Demo Program	Wilson, Jessica	1587684		2011-03-15		60 Month	2016-09-06	2017-02-14	Jackson, June	60.00	33.19	50.00	31.28	50.00	26.54	50.00	29.99	40.00	39.07	6	4




ASQ:SE-2 Screening Scores

Questionnaire type: ASQ:SE-2

Account: Kansas State Department of Education

Child Name	Program Name	Provider Name	Child ID	Alt. ID	Child DOB	Screening Notes	Questionnaire Type	Interval (mo.)	Screening Date	Screening Entry Date	Screening Completed By	Score	Cutoff	Caregiver Concern		Result
														Concern	No Concern	
Berry, Hailey	Demo Program	Belle, Monica	1587686		2011-06-15		ASQ:SE-2 English	60 Month	2016-10-25	2017-02-13	Berry, Halle	95.0	95.0	0	36	Monitoring
Bieber, Justin	Demo Program	Belle, Monica	1587694		2010-11-15		ASQ:SE-2 English	60 Month	2016-10-25	2017-02-13	Bieber, Justine	90.0	95.0	0	36	Monitoring
Fields, Amy	Demo Program	Belle, Monica	1587682		2011-04-15		ASQ:SE-2 English	60 Month	2016-10-25	2017-02-13	Fields, Ashley	45.0	95.0	0	36	Below Cutoff
Jackson, Janet	Demo Program	Belle, Monica	1587684		2011-03-15		ASQ:SE-2 English	60 Month	2016-10-16	2017-02-13	Jackson, June	10.0	95.0	0	36	Below Cutoff



ASQ-3 Screening Results, by Program

Account: Kansas State Department of Education

Program: Demo Program

Child Name	Child ID	Alt. ID	Child DOB	Screening Notes	Interval (mo.)	Screening Date	Screening Entry Date	Questionnaire Results					Overall	
								Communication	Gross Motor	Fine Motor	Problem Solving	Personal-Social	Concern	No Concern
Berry, Hailey	1587686		2011-06-15		60 Month	2016-10-26	2017-02-14	Below	Monitoring	Above	Below	Above	3	7
Bieber, Justin	1587694		2010-11-15		72 Month	2016-10-26	2017-02-14	Below	Above	Below	Monitoring	Above	6	4
Fields, Amy	1587682		2011-04-15		72 Month	2016-11-30	2017-02-14	Above	Above	Above	Above	Above	6	4
Jackson, Janet	1587684		2011-03-15		60 Month	2016-09-06	2017-02-14	Above	Above	Above	Above	Monitoring	6	4
Jackson, Michael	1587690		2011-05-15		60 Month	2016-10-01	2017-02-14	Above	Below	Above	Above	Above	6	4
Lamb, Peter	1823847		2012-07-19		60 Month	2017-10-01	2017-11-15	Monitoring	Above	Below	Monitoring	Above	7	3



ASQ:SE-2 Screening Results, by Program

Questionnaire type: ASQ:SE-2

Account: Kansas State Department of Education

Program: Demo Program

Child Name	Provider Name	Child ID	Alt. ID	Child DOB	Screening Notes	Questionnaire Type	Interval (mo.)	Screening Date	Screening Entry Date	Score	Cutoff	Caregiver Concern		Result
												Concern	No Concern	
Berry, Hailey	Belle, Monica	1587686		2011-06-15		ASQ:SE-2 English	60 Month	2016-10-25	2017-02-13	95.0	95.0	0	36	Monitoring
Bieber, Justin	Belle, Monica	1587694		2010-11-15		ASQ:SE-2 English	60 Month	2016-10-25	2017-02-13	90.0	95.0	0	36	Monitoring
Fields, Amy	Belle, Monica	1587682		2011-04-15		ASQ:SE-2 English	60 Month	2016-10-25	2017-02-13	45.0	95.0	0	36	Below Cutoff
Jackson, Janet	Belle, Monica	1587684		2011-03-15		ASQ:SE-2 English	60 Month	2016-10-16	2017-02-13	10.0	95.0	0	36	Below Cutoff

If you want to know the total number of child profiles, caregiver profiles, and screenings for your program, you can view the Stats Snapshot, by Provider:



Stats Snapshot, by Provider

Program:

Provider	# Child Profiles	# Caregiver Profiles	Screening Response Rate				Children Identified for Referral
			Manual Entry	Program FA	Provider FA	Total	
Wilson, Jessica	9	9	13 (100%)	0 (0%)	0 (0%)	13 (100%)	5 (56%)
Belle, Monica	7	7	14 (100%)	0 (0%)	0 (0%)	14 (100%)	3 (43%)
Administrator, Demo	0	0	0 (0%)	0 (0%)	0 (0%)	0 (0%)	0 (0%)
Number 1, Trainer	7	6	3 (60%)	2 (40%)	0 (0%)	5 (100%)	4 (57%)
Number 2, Trainer	1	1	1 (100%)	0 (0%)	0 (0%)	1 (100%)	0 (0%)

If you want to know the percentage of children who were below the cutoff in the ASQ-3 areas and/or above the cutoff for ASQ:SE/ASQ:SE-2, you can view ASQ-3 Aggregate Results, by Category or ASQ:SE-2 Aggregate Results:



ASQ-3 Aggregate Results, by Category

Interval (mo.)	# of Children	Communication			Gross Motor			Fine Motor			Problem Solving			Personal Social			Overall	
		Above Cutoff (No Concern)	Monitoring Zone (Possible Concern)	Below Cutoff (Concern)	Above Cutoff (No Concern)	Monitoring Zone (Possible Concern)	Below Cutoff (Concern)	Above Cutoff (No Concern)	Monitoring Zone (Possible Concern)	Below Cutoff (Concern)	Above Cutoff (No Concern)	Monitoring Zone (Possible Concern)	Below Cutoff (Concern)	Above Cutoff (No Concern)	Monitoring Zone (Possible Concern)	Below Cutoff (Concern)	Concern	No Concern
60	4	50.00% (2)	0%	50.00% (2)	25.00% (1)	25.00% (1)	50.00% (2)	100% (4)	0%	0%	50.00% (2)	25.00% (1)	25.00% (1)	50.00% (2)	25.00% (1)	25.00% (1)	100% (4)	0.00% (0)
72	4	50.00% (2)	0%	50.00% (2)	75.00% (3)	0%	25.00% (1)	50.00% (2)	25.00% (1)	25.00% (1)	75.00% (3)	0%	25.00% (1)	75.00% (3)	0%	25.00% (1)	100% (4)	0.00% (0)



ASQ:SE-2 Aggregate Results

Questionnaire type: ASQ:SE-2

Age Interval	# of Children	Below Cutoff (No Concern)	Monitoring (Possible Concern)	Above (Concern)
60	15	53.33% (8)	13.33% (2)	33.33% (5)