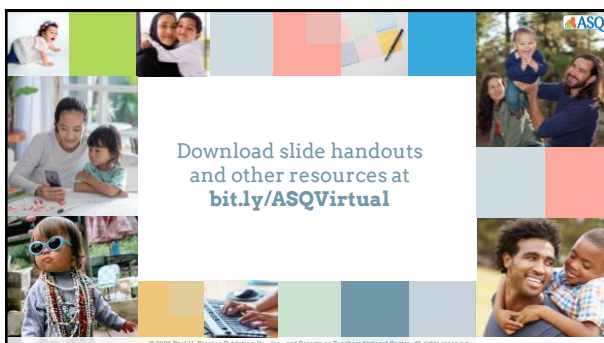


1



2



3

Presenters



Angela Rau
Virtual Parent Education
Specialist
Parents as Teachers
National Center



Elizabeth Twombly, M.S.
ASQ Author and Trainer



Amy Clause
Marketing Manager
Brookes Publishing

© 2020 Paul H. Brookes Publishing Co., Inc. and Parents as Teachers National Center. All rights reserved.

4

Scope of Webinar

- Navigating our current environment for screening
- Focusing on ASQ-3 administration
- Future webinar on ASQ:SE-2
 - ASQ:SE-2 is easier to administer in a virtual environment than ASQ-3



© 2020 Paul H. Brookes Publishing Co., Inc. and Parents as Teachers National Center. All rights reserved.

5

Focused Objectives for Today

- Review lessons learned from Virtual Child Screening study
- Recognize the challenges and opportunities implementing child screening during the health crisis
- Identify options to access ASQ-3 questionnaires and tools available to score and document results and follow-up
- Describe considerations and resources for remote delivery of ASQ screening to families during the health crisis




© 2020 Paul H. Brookes Publishing Co., Inc. and Parents as Teachers National Center. All rights reserved.

6

Challenges

- Social distancing
- Distributing questionnaire
- Poor connectivity
- Device limitations



Opportunities

- Family empowerment
- Virtually in person
- Texting/document sharing

© 2020 Paul H. Brookes Publishing Co., Inc. and Families as Teachers National Center. All rights reserved.

7



https://youtu.be/MrvWt_xmwrM

Parents as Teachers. USC Suzanne Dworak-Peck School of Social Work


© 2020 Paul H. Brookes Publishing Co., Inc. and Families as Teachers National Center. All rights reserved.

8

Family Engagement

Parents want . . .

What
Why
How



Parents want . . .


Choice

© 2020 Paul H. Brookes Publishing Co., Inc. and Families as Teachers National Center. All rights reserved.

9

3

Strengthening Roles



© 2020 Paul H. Brookes Publishing Co., Inc., and Partners in Teachers National Center. All rights reserved.

10

Get Comfortable with Terminology

- Virtual Environment
- Interactive Video Conferencing (IVC)—
or Live Video Conferencing
or web conferencing,
or . . .
- Telecommunication—phone and text
- ASQ Online and Family Access



© 2020 Paul H. Brookes Publishing Co., Inc., and Partners in Teachers National Center. All rights reserved.

11

*How can I deliver
ASQ questionnaires
in virtual
environments?*



© 2020 Paul H. Brookes Publishing Co., Inc., and Partners in Teachers National Center. All rights reserved.

12

Questionnaire Delivery: Online

- ASQ Online: Secure, subscription-based system with data management, online questionnaire completion, and reporting
- ASQ Family Access: Allows parents to view, print, and complete questionnaires at secure website
- Programs email the link to parents or add a link on their program website



© 2020 Paul H. Brookes Publishing Co., Inc. and Partners in Transition National Center. All rights reserved.

13

Questionnaire Delivery: Online

- Learn more about ASQ Online
bit.ly/ASQOnline
- Join us for a free demo
bit.ly/SeeASQOnline



© 2020 Paul H. Brookes Publishing Co., Inc. and Partners in Transition National Center. All rights reserved.

14

Interactive Video Conferencing (IVC) Screening

Option 1

- Parent completes ASQ-3 using Family Access in advance of visit
- Professional and parent view results together through screen share

Option 2

- Parent views questionnaire using Family Access
- Parent answers questions verbally and professional records answers in ASQ Online



© 2020 Paul H. Brookes Publishing Co., Inc. and Partners in Transition National Center. All rights reserved.

15

Questionnaire Delivery: Text

- Special Release of ASQ-3 questionnaires in JPEG format: one image per questionnaire page
- Images can be texted to parents who don't have internet access
- Images can be used by professionals who don't currently have access to program's ASQ-3 box, files, or ASQ Online
- Includes fillable PDFs of Information Summary sheets for professionals to use to record responses and scores
- May be used to support virtual one-on-one parent conferences by direct service providers

© 2020 Paul H. Brookes Publishing Co., Inc. and Parents as Teachers National Center. All rights reserved.

16



© 2020 Paul H. Brookes Publishing Co., Inc. and Parents as Teachers National Center. All rights reserved.

17

Interactive Video Conferencing (IVC) Screening

- Professional sends images of questionnaire prior to meeting
- Parent can try items prior to video meeting; they can record answers on scrap paper
- Parent and professional discuss items and observe child during IVC
- Professional records parent responses on paper or via fillable Information Summary sheet



© 2020 Paul H. Brookes Publishing Co., Inc. and Parents as Teachers National Center. All rights reserved.

18

Telecommunication Screening

- Professional sends images of questionnaire prior to meeting
- Parent can try items prior to phone meeting; they can record answers on scrap paper.
- Parents answers items and shared observations in interview format with professional
- Professional records parent responses on paper, in ASQ Online, or via fillable Information Summary sheet




© 2020 Paul H. Brookes Publishing Co., Inc. and Partners in Teachers National Center. All rights reserved.

19

Access to Special Release

- Program administrators can apply for access to the special release of questionnaires in jpeg format and the fillable information summary sheets
- This alternative format will be authorized for use through September 1, 2020
- More information is available at bit.ly/ASQVirtual



© 2020 Paul H. Brookes Publishing Co., Inc. and Partners in Teachers National Center. All rights reserved.

20

*How can I support
and engage parents
in virtual
environments?*



© 2020 Paul H. Brookes Publishing Co., Inc. and Partners in Teachers National Center. All rights reserved.

21

Use a Parent-completed Tool

- Actively encourages family engagement
- Validates parent concerns
- Conveys the value of parents' expertise
- Educates parents about development
- Bridges communication between families & providers



© 2020 Paul H. Brookes Publishing Co., Inc., and Partners in Teaching National Center. All rights reserved.

22

Break Down Steps for a Virtual Environment

1. Prepare parents for screening
2. Introduce screening & ASQ-3
3. Support materials needs
4. Support ASQ-3 administration
5. Document parent responses
6. Share results
7. Support follow-up



© 2020 Paul H. Brookes Publishing Co., Inc., and Partners in Teaching National Center. All rights reserved.

23

Administering ASQ-3 in Virtual Environments

Guidelines for Providers Working Together with Parents

3-5 weeks before screening date

1. Prepare parent for screening

- Send what's needed to the parent:
 - ASQ-3 Manual/Booklet
 - ASQ-3 Materials List
 - Screen ASQ-3 questionnaire for child's age (PDF) (on ASQ Calculator App)
- Use the parent's preferred method:
 - Email questionnaire
 - Email questionnaire and link to online family history (if available)
 - Mail questionnaire to home/office (if available)
 - Text questionnaire

2-4 weeks before screening date

2. Administer screening and ASQ-3 using either conferencing or phone

- Screen ASQ-3 Parent Booklet and ASQ-3 questionnaire with the parent:
 - Schedule home visit to go through ASQ-3 questionnaire responses together.
- Administer ASQ-3:
 - "Do you have any questions?"
 - "Do you have any concerns about completing ASQ-3?"
 - "What do you need to get started? We will go through ASQ-3 together at our next visit. We will be guided by what is most helpful for us to help you with the next steps."
 - "How can we support you?"

1-2 weeks after screening date

3. Support parent to gather and adapt materials/activities as needed using either conferencing or phone

- Review ASQ-3 Materials List with the parent:
 - If a family does not have needed materials, provide ideas with the parent how to make it and offer materials to the home to assist the child.
 - Use ASQ-3 Materials & Item Adaptation Guide for guidance and suggestions.
- Send home ASQ-3 Materials and questionnaire to parent for completion. Review ASQ-3 rules for completing items.
 - 10-15 items per domain may be omitted.
 - Domain totals need to be adjusted if items are omitted.
 - ASQ-3 Online automatically adjusts scores, use ASQ-3 Calculator app for help with unadjusted score adjustment calculation (or refer to ASQ-3 User's Guide).

24

Virtual Screening:

1. Prepare parents for screening

1-2 weeks before the target screening date (TSD), reach out and send what's needed using the method the parent prefers:

- ASQ-3 Parent Guide
- ASQ-3 Materials List
- Correct ASQ-3 questionnaire for child's age
- Options for sharing:
 - Mail paper versions
 - Email Family Access URL with instructions to download the questionnaire
 - Text JPEG images

© 2020 Paul H. Brookes Publishing Co., Inc. and Partners in Teaching National Center. All rights reserved.

25

Virtual Screening:

2. Introduce screening and ASQ-3

3-5 days before the target screening date (TSD),

Review **ASQ-3 Parent Guide** with the parent:

- What is Screening & Why is it important?
- What is ASQ-3?
- Important Points Before Getting Started
- How to Complete the ASQ

How Can I Support You to Complete the ASQ?



© 2020 Paul H. Brookes Publishing Co., Inc. and Partners in Teaching National Center. All rights reserved.


26

Virtual Screening:

3. Support materials needs

3-5 days before the target screening date.

- Review the ASQ-3 Materials List together
- If needed, problem solve with parents how to make materials or adapt items
- **REMEMBER:** Up to 2 ASQ-3 items per area may be omitted if needed (scores need to be adjusted)



16 Month Questionnaire

- ☐ Baby bottle (clear)*
- ☐ Ball (small)*
- ☐ Blocks (small: 6 or more)*
- ☐ Book (with pictures)*
- ☐ Bowl*
- ☐ Crayons*
- ☐ Mirror*
- ☐ Spoon*
- ☐ Stuffed toy*
- ☐ Toy (small)*

© 2020 Paul H. Brookes Publishing Co., Inc. and Partners in Teaching National Center. All rights reserved.

27

Adapt Materials

ASQ-3 question:

Does your child throw a small ball with a forward arm motion?

- **Area:** Gross Motor
- **Intent:** Ability to coordinate arm and hand movements
- **Materials adaptation:**
 - Use a small, soft toy that the child can hold in their hand
 - Make a ball out of crumpled paper and tape



© 2009 Paul H. Brookes Publishing Co., Inc., and Parents as Teachers National Center. All rights reserved.

28

Adapt Items

ASQ-3 question:

Does your child eat with a fork?

- **Area:** Personal-Social
- **Intent:** Self-help skill; ability to self-feed
- **Item Adaptations:**
 - Use chopsticks
 - Use hands to scoop food with bread or tortillas



See **Materials and Item Adaptation Guide** for more information and more examples!

© 2009 Paul H. Brookes Publishing Co., Inc., and Parents as Teachers National Center. All rights reserved.

29

Virtual Screening: 4. Support ASQ-3 administration

On the target screening date, go through ASQ-3 together

Remember. Parent report is valid & reliable. Professionals do not need to observe child performing skills.

- For interactive video conferencing:
 - Observe as many skills as possible together
- For telephone:
 - Talk through each item on the ASQ-3
- Ask open-ended questions to get more detail about parent observations
- Discuss Overall Section and any parent concerns



© 2009 Paul H. Brookes Publishing Co., Inc., and Parents as Teachers National Center. All rights reserved.

30

Virtual Screening: 5. Document results

During the virtual screening, record parent responses:

- Use ASQ Online
- Use a paper copy
- Use a paper master with a plastic sleeve and dry-erase marker
- Use the Special Release fillable information summary sheets
 - Complete Section 5 while going through ASQ-3

Score and chart as required after the virtual screening conference/call.



5. OPTIONAL: Transfer item responses (Y = YES, S = SOMETIMES, N = NOT YET, X = response missing).

	1	2	3	4	5	6
Communication						
Gross Motor						
Fine Motor						
Problem Solving						
Personal Social						


© 2020 Paul H. Brookes Publishing Co., Inc., and Partners in Teaching National Center. All rights reserved.

31

Virtual Screening: 6. Share results

Within 1 week of target screening date, discuss results with parent.

- Begin the meeting by celebrating the child.
- Review the completed questionnaire.
- Review ASQ-3 results by area (with or without Information Summary).
 - On Schedule Areas
 - Monitor Areas
 - Referral Areas
- Discuss concerns noted in the Overall Section



© 2020 Paul H. Brookes Publishing Co., Inc., and Partners in Teaching National Center. All rights reserved.

32

Virtual Screening: 7. Support follow-up

- Parent takes the lead in follow-up decisions
- Respond to parent concerns
- Facilitate referrals if safe and available—use professional judgement
- Share parent-child activities and activity guides (see ASQ-3 User's Guides, agesandstages.com, ASQ Online)
- Share ASQ-3 Learning Activities
- Monitor child's development
- **REMEMBER:** Screening is a service.



© 2020 Paul H. Brookes Publishing Co., Inc., and Partners in Teaching National Center. All rights reserved.

33

Resources for Families

Parent resources available
bit.ly/ASQVirtual








© 2020 Paul H. Brookes Publishing Co., Inc. and Parents as Teachers National Center. All rights reserved.

34

Resources for Professionals

- Provider guide, Materials List, and Materials and Item Adaptation Guide
- Available at bit.ly/ASQVirtual

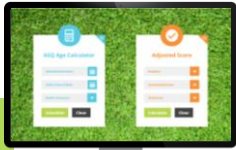







© 2020 Paul H. Brookes Publishing Co., Inc. and Parents as Teachers National Center. All rights reserved.

35

Resources for Professionals

- Age calculator and adjusted scoring calculator
- Available on ASQ website or app

© 2020 Paul H. Brookes Publishing Co., Inc. and Parents as Teachers National Center. All rights reserved.

36

Resources for Professionals

- Free, monthly ASQ newsletter
Sign up at bit.ly/JoinASQNews
- www.agesandstages.com



© 2020 Paul H. Brookes Publishing Co., Inc. and Parents as Teachers National Center. All rights reserved.

37

Certificate

- Download a blank certificate at
bit.ly/ASQVirtualCertificate



© 2020 Paul H. Brookes Publishing Co., Inc. and Parents as Teachers National Center. All rights reserved.

38

More Info about Virtual Screening


- COVID-19 Home Visiting Rapid Response resource page
www.institutefsp.org
- Q&A hosted by Brookes
Tuesday, April 21 2:00 pm EST
Register at bit.ly/ASQ3VirtualQA
- Future webinar on using ASQ:SE-2 in virtual environments



© 2020 Paul H. Brookes Publishing Co., Inc. and Parents as Teachers National Center. All rights reserved.

39

Questions?



Brookes Publishing
aclause@brookespublishing.com

Parents as Teachers National Center
customerservice@parentsasteachers.org

© 2020 Paul H. Brookes Publishing Co., Inc., and Parents as Teachers National Center. All rights reserved.

40



Parents as Teachers
USC Suzanne Dworak-Peck
School of Social Work

The information provided in this document is based on the research and findings of the collaborative relation between Parents as Teachers National Center and the USC Suzanne Dworak-Peck School of Social Work. Teaneck, NJ. The virtual service delivery demonstration, conducted by Denise Thibodeau, PhD, of the University of Southern California and staff from Parents as Teachers National Center, served seven communities in California and Illinois.



**RAPID RESPONSE
VIRTUAL HOME VISITING**

© 2020 Paul H. Brookes Publishing Co., Inc., and Parents as Teachers National Center. All rights reserved.

41
