

ASQ

Live Q&A on Using ASQ®-3 with Families Virtually

April 21, 2020

© 2020 Paul H. Brookes Publishing Co., Inc. and Parents as Teachers National Center. All rights reserved.

This slide features a central white box with the title and date. The background is a collage of images: a woman and child, a man holding a child, a young girl with sunglasses, and a man smiling with a child. The ASQ logo is in the top right corner.

1



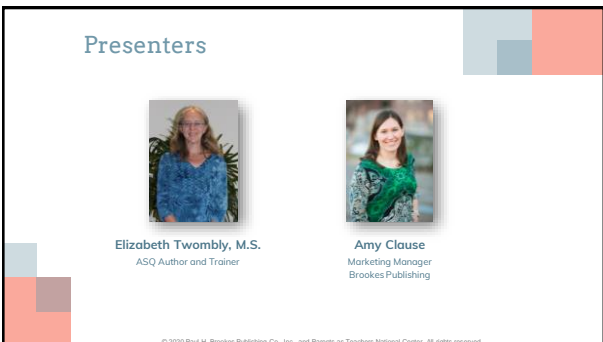
Webinar Goal

Get answers to your questions
about conducting ASQ-3 in
virtual settings.


© 2020 Paul H. Brookes Publishing Co., Inc. and Parents as Teachers National Center. All rights reserved.

This slide features a central white box with the title and goal text. The background is a collage of images: a woman and child, a man holding a child, a young girl with sunglasses, and a man smiling with a child. The ASQ logo is in the top right corner.


2



Presenters



Elizabeth Twombly, M.S.
ASQ Author and Trainer



Amy Clause
Marketing Manager
Brookes Publishing

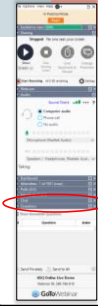
© 2020 Paul H. Brookes Publishing Co., Inc. and Parents as Teachers National Center. All rights reserved.

This slide features two presenter portraits with their names and titles. The background is a collage of images: a woman and child, a man holding a child, a young girl with sunglasses, and a man smiling with a child. The ASQ logo is in the top right corner.

3

Webinar Tips

- Close any applications that use bandwidth or resources on your device
- If you experience computer audio issues, you can switch to "Phone call" in the "Audio" section of the webinar panel and use the dial-in information provided
- To submit a question, click "Questions" in the webinar panel. To respond to questions, use the "Chat" feature.
- To minimize the webinar panel, click the orange arrow in the upper left of the panel



© 2020 Paul H. Brookes Publishing Co., Inc. and Centers for Teachers National Center. All rights reserved.

4

Reminder

This Q&A is a follow-up to the **Providers and Parents as Partners in Using ASQ-3 in a Virtual Environment** webinar.

The recording can be viewed at bit.ly/ASQ3VirEnvWebinar



© 2020 Paul H. Brookes Publishing Co., Inc. and Centers for Teachers National Center. All rights reserved.

5

Free Resources

- Guide for providers administering ASQ-3 in virtual conferences
- Materials and Item Adaptation Guide
- Parent resources
- Access at bit.ly/ASQVirtual



© 2020 Paul H. Brookes Publishing Co., Inc. and Centers for Teachers National Center. All rights reserved.


6



7

Attendee Participation


- Have you administered ASQ-3 virtually during the COVID-19 health crisis? (Answer poll)
- How was the experience? (Share in the chat box)



8

Webinar Highlights

- Virtual screening is POSSIBLE!
- Parents empowered in new way
- Administration through telecommunication or interactive video conferencing



9


Materials Needed for ASQ-3 Items

| | Recommendation | Resources | |
|---------------------|--|--|---|
| BEST PRACTICE | Use materials in home environment. | Materials Needed to Administer ASQ | <div style="border: 1px solid red; padding: 5px; color: red; font-weight: bold;">OMITTING ITEMS</div> If needed, up to 2 items per domain may be omitted and scores adjusted. |
| BEST PRACTICE | Coach parents to make/adapt materials or consider opportunities to practice skills in community. | Materials Adaptation Guide | |
| BEST PRACTICE | Adapt item to meet parenting practices of child's home (i.e., be culturally responsive). | Materials Adaptation Guide | |
| ACCEPTABLE PRACTICE | Send/loan/gift materials to families that can not be acquired using "best practice" methods. | Materials Needed to Administer ASQ | |
| ACCEPTABLE PRACTICE | During administration, bring materials for child to try items. | ASQ Materials Kit (available for purchase) | |
| | <small>*Not an option during health crisis</small> | <small>*Caution-if child does not perform skill need to consider lack of practice impacting performance.</small> | Program/provider made materials kits |

10

Steps for Screening in a Virtual Environment



1. Prepare parents for screening
2. Introduce screening & ASQ-3
3. Support materials needs
4. Support ASQ-3 administration
5. Document parent responses
6. Share results
7. Support follow-up



11

Questionnaire Delivery: Online

- ASQ Online & ASQ Family Access
- Learn more and join free demo bit.ly/ASQOnline

12

Questionnaire Delivery: Text

- ASQ-3 questionnaires in JPEG format; one image per questionnaire page
- Images can be texted or emailed to parents
- Used as reference by parent during interactive video or telephone conference
- Includes fillable PDFs of Information Summary sheets for professionals to record responses and scores



© 2009 Paul H. Brookes Publishing Co., Inc. and Centers for Teachers National Center. All rights reserved.

13

Questionnaire Delivery: Text

- Program administrators apply for access to files
- This alternative format authorized for use through September 1, 2020
- Files will be downloaded from Brookes Download Hub
- Application form will be available Friday, 4/24 at bit.ly/ASQVirtual



© 2009 Paul H. Brookes Publishing Co., Inc. and Centers for Teachers National Center. All rights reserved.

14

Q&A


What are some open-ended questions to ask the parent to get more details about their observations of their child's skills?



© 2009 Paul H. Brookes Publishing Co., Inc. and Centers for Teachers National Center. All rights reserved.

15

Q&A




What should we do if a child scores below the cutoff?
How do we refer to families to special services during the COVID-19 crisis?

© 2020 Pearson Education, Inc., and Pearson Education National Center. All rights reserved.

16

Q&A




Can we email parents the questionnaires?

© 2020 Pearson Education, Inc., and Pearson Education National Center. All rights reserved.

17

Q&A



If a family has a pay-as-you-go phone, they may not be able to get photos by text message. Should we text the questions instead?

© 2020 Pearson Education, Inc., and Pearson Education National Center. All rights reserved.

18



Additional Questions?

Access resources at bit.ly/ASQVirtual

© 2020 Paul H. Brookes Publishing Co., Inc. and Educators in Teachers National Center. All rights reserved.
